

## Topic: Happy birthday



### Core vocabulary

Birthday, calendar, born  
 English names of the months  
 present(s), invitation, next  
 older, younger, as old as  
 cup, spoon, sugar, milk, bake

### Core structures

When is your ....?  
 He / She is .....  
 How old are you?  
 My ..... is ..... years old.  
 Would you like .... ?

### Extension vocabulary

Private, complete, create, year  
 dates, preheat, oven, degrees,  
 Ingredients, directions

### Extension structures

The \* stands for .....  
 You are invited to .....

Worksheets	Activities
When is your birthday	Make your private birthday calendar
Birthday presents	Ask, take notes, report and write
Party invitations	Read and write
Talking about age	Read, calculate, ask and write
Comparing ages	Calculate, compare and write
Older, younger, as old as	Compare and write; interview your family and friends
A birthday cake recipe	Read it and try it out

# When is your birthday?

# Make your private birthday calendar

Find and mark the 12 months in the grid.  
Write them down in the right order.

	<b>A</b>	<b>B</b>	<b>C</b>	<b>D</b>	<b>E</b>	<b>F</b>	<b>G</b>	<b>H</b>	<b>I</b>	<b>J</b>	<b>K</b>
<b>1</b>	H	I	C						C	Y	M
<b>2</b>	P	M	A	Y	J	U	N	E	D	D	G
<b>3</b>	C	W	R	S	H	J	U	L	Y	P	X
<b>4</b>	J	A	N	U	A	R	Y	X	M	E	X
<b>5</b>	D	O	C	T	O	B	E	R	T	W	B
<b>6</b>	N	S	E	P	T	E	M	B	E	R	N
<b>7</b>	D	E	C	E	M	B	E	R	J	O	Z
<b>8</b>	W	N	O	V	E	M	B	E	R	N	X
<b>9</b>	J	L	N	F	E	B	R	U	A	R	Y
<b>10</b>	I	A	U	G	U	S	T	F	V	L	D
<b>11</b>	G	C	A	P	R	I	L	N	I	R	Q

January



F.....

.....

.....

.....

.....

.....

.....

.....

.....

.....

.....

.....

.....

.....

.....

Ask your family and friends: *When is your birthday? Complete the calendar.*



	Jan	Feb	Mar	Apr	May	Jun	Jul	Aug	Sep	Oct	Nov	Dec
mother												

## Birthday presents

Ask and take notes



Here is a list of birthday presents. Find some more and ask your friends.

**Presents**

**Names**

Birthday cake	
Computer game	
DVD	
Book	
CD	
Football	
Barbie Doll	

**At the end report to the class: Be careful with using *his, her or their*.**

**Boy: .....would like a ..... for *his* birthday.**

**Girl: .....would like a ..... for *her* birthday.**


**..... and ..... would like a ..... for *their* birthday-**

**Write a few sentences into your exercise book.**

## Party invitations

## Read and write



 <p><b>Happy Birthday!</b></p>	<p><b>You are invited to my birthday party.</b></p> <p>When? Next Tuesday at 2 p.m.</p> <p>Where? At my house in Lincoln street 5 My telephone number is 12 29 444 99</p> <p>I hope you can come!</p>
---	---

Create your own birthday party invitation.

--	--

# Talking about age

Read, calculate, ask and write

Meet the Smiley family and find out how old they are.



Grandpa Arthur Smiley \* 1950. He is ..... years old.




Grandma Sybil Smiley \* 1960. She is .....



Dad Robert Smiley \* 1985. He .....



Mum Sandra Smiley \* 1990. She .....



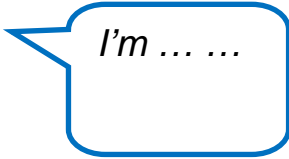
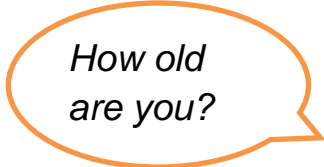
Brian \* 2002 .....

David \* 2005 .....

Britta \* 2008 .....

The \* stands for “**born**”. Your teacher will help you with the year dates.

Ask your family and friends and write about them.



My Dad is .....years old.

My Mum is ..... years old.

My .....

My .....

My friend .....

My .....

Write the sentences into your exercise book.

Use the words in the box.

- brother / sister
- older / youn ger
- oldest / youngest
- Granddad / Grandmum
- friend

## Older or younger?

Calculate, compare and write

This is a list of Helen Mill's friends. Find out how old they are. Remember that the \* stands for "born". Be careful with "he" and "she".

*Ruth was born in 1985. She is ..... years old.*

*Richard was born in 1970. He is ..... years old.*

Name	*	age
Ruth	1985	
Richard	1970	
Robert	1970	
Cathy	1985	
Jeremy	1975	
Sybil	1960	
Frank	1995	

Helen Miller was born in 1980. She compares her age with that of her friends.



Ruth is younger.

Richard is older.

Robert is ..... Cathy is

.....

.....

Who is **oldest**? Who is **youngest**?

Sybil is .....

Frank is .....

## Older, younger, as old as?

Remember Helen Miller 's friends:

Name	*	age
Ruth	1985	
Richard	1970	
Robert	1970	
Cathy	1985	
Jeremy	1975	
Sybil	1960	
Frank	1995	

Your family and friends: Find out how old they are:

Name	age

Compare and write; Interview your family and friends

**Compare: older – younger – as old as**



Ruth and Richard: *Ruth is older*

Robert and Richard: *Robert is as old as Richard.*

Cathy and Ruth: *Catherine is .....*

Jeremy and Frank: .....

Ruth and Frank: .....

Sybil and Jeremy: .....

Cathy and Ruth: .....

Frank and Ruth: .....

*How old are you?*

*I am 12, and you?*

## A birthday cake recipe

Read it and try it out

This is an original English recipe for a birthday cake.  
Some new words are at the bottom of the page in German translation.  
Try it out and bake the cake.

### Ingredients

- 1 cup white sugar
- 1/2 cup butter
- 2 eggs
- 2 teaspoons vanilla sugar
- 1 1/2 cups flour
- 1 3/4 teaspoons baking powder
- 1/2 cup milk



### Directions

- Preheat oven to 175 degrees C. Grease and flour a 9x9 inch pan.
- In a medium bowl, cream together the sugar and butter.
- Beat in the eggs, one at a time, then stir in the vanilla sugar.
- Combine flour and baking powder, add to the creamed mixture and mix well. Finally stir in the milk.
- Pour or spoon batter into the prepared pan.
- Bake for 30 to 40 minutes in the preheated oven.

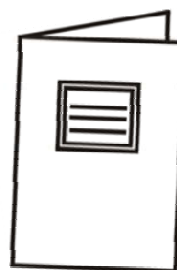
flour - Mehl, baking powder – Backpulver, to preheat – vorheizen, to grease – einfetten, to flour – stauben, pan – Pfanne, hier Tortenform, bowl – Schüssel, to cream – schaumig rühren, to beat – schlagen, to stir – rühren, to combine – mischen, verbinden, to pour – gießen, to spoon – mit einem Löffel einfüllen, batter – roher Teig, prepared - vorbereitet

Maybe you know a recipe and you can write it in English. Use your exercise book.

### My birthday cake:

Ingredients:

Directions:





## Topic: Happy birthday

Worksheets	Picture credits
Topic planner	<a href="http://forum.xcitefun.net/happy-birthday-sweet-dua-appi-t64975.html">http://forum.xcitefun.net/happy-birthday-sweet-dua-appi-t64975.html</a>
When is your birthday?	
Birthday presents	<a href="http://www.clipartimages/kids">http://www.clipartimages/kids</a>
Party invitations	<a href="http://www.birthday-clip-art.com/birthday_clipart_images/kids_birthday_party_invitation_0515-1004-2122-0109.html">http://www.birthday-clip-art.com/birthday_clipart_images/kids_birthday_party_invitation_0515-1004-2122-0109.html</a>
Talking about age	<a href="http://www.smiliegifs.de/SMILIES/Sonstige/54.gif[/img">http://www.smiliegifs.de/SMILIES/Sonstige/54.gif[/img</a>
Comparing ages	<a href="http://office.microsoft.com/en-us/images/results.aspx?qu=women#ai:MP900442494">http://office.microsoft.com/en-us/images/results.aspx?qu=women#ai:MP900442494</a>
Older or younger	<a href="http://office.microsoft.com/en-us/images/results.aspx?qu=women#ai:MP900442494">http://office.microsoft.com/en-us/images/results.aspx?qu=women#ai:MP900442494</a>
A birthday cake recipe	Bild: <a href="http://office.microsoft.com/de-at/images/results.aspx?qu=Geburtstagskuchen#ai:MC900237643">http://office.microsoft.com/de-at/images/results.aspx?qu=Geburtstagskuchen#ai:MC900237643</a> Rezept adaptiert: <a href="http://office.microsoft.com/de-at/images/results.aspx?qu=Geburtstagskuchen#ai:MC900237643">http://office.microsoft.com/de-at/images/results.aspx?qu=Geburtstagskuchen#ai:MC900237643</a>