

Topic: Travelling in Europe



Core vocabulary

Europe, country, flag, map, capital city, railway station, departure, airport, check-in, boarding card, gate, arrival, terminal, duty-free, baggage drop off, security, waiting area, flight, ticket, passport, mobile phone, river, mountain, castle, lake, wood

Core structures

I'd like to go to
You can go by
When is the next train to?
Go to the ...
Look for the
Close your seat belt.
Switch off your mobile phone.

Extension vocabulary

English names of European countries and capital cities, travel plans, inscriptions

Extension structures

Arrive at ...
Drop your ...
... before entering ...

Worksheets	Activities
In Europe there are many countries	Find the countries and describe the flags
Capital cities in Europe – where are they?	Speak, connect and write
Travel plans	Speak and write
At the railway station worksheet A	Ask your friend, complete the list, compare
At the railway station worksheet B	Ask your friend, complete the list, compare
At the airport – Engl. inscriptions	Find the English words and copy them
At the airport – what to do when	Put the sentences in the right order
Austria is beautiful	Speak and write about tourism
The European Union quiz	Find the German names

In Europe there are many countries

Find the countries and describe the flags

Look at the map and find the countries you know.

Your teacher will help you with the English names.

Example:

*This is Austria.
The flag is red, white, red.*

*This is
The flag is*



Capital cities in Europe - where are they?

Speak, connect and write



I'd like to go to....

Rome.

Berlin.

London.

Paris.

Madrid.

Budapest.

Prague.

Bratislava.

Brussels.

Bern.

Copenhagen.

Oslo.

Stockholm.

Helsinki.

Moscow.

.....

..... is in....

Spain.

England.

the Czech Republic.

Italy.

Germany.

France.

Hungary.

Belgium.

Slovenia.

Russia.

Finland.

Sweden.

Switzerland.

Norway.

Denmark.

.....

I'd like to go to Rome. Rome is in Italy.

I'd like to go to is in

I'd like to go to is in

Write more sentences into your exercise book.

Travel plans

Speak and write



<i>I'd like to go to ...</i>	You can go...
<i>Rome</i>	
<i>Berlin</i>	by train.
<i>London</i>	by car.
<i>Paris</i>	by plane.
<i>Madrid</i>	by bus.
<i>Budapest</i>	by boat.
<i>Prague</i>	by bike.
<i>Bratislava</i>	by ????
<i>Brussels</i>	
.....	



Where do you want to go? Write about your travel plans:



I'd like to go to *by*

I'd like to go to *by*

Write more sentences into your exercise book.



**At the railway station
Worksheet A**

Ask your friend, complete the list and compare



Departures

Salzburg	09:00
Innsbruck	_____
Bregenz	10:10
Graz	_____
Klagenfurt	12:45
Eisenstadt	_____
St. Pölten	14:30
Linz	_____




Your friend has worksheet B.
Ask your friend when the trains leave.

Example:

When is the next train to Innsbruck?

When to?



Write the departure times into the list and compare.

**At the railway station
Worksheet B**

Ask your friend, complete the list and compare



Departures




Salzburg	_____
Innsbruck	09:15
Bregenz	_____
Graz	11:40
Klagenfurt	_____
Eisenstadt	13:30
St. Pölten	_____
Linz	15:20

Your friend has worksheet A.
Ask your friend when the trains leave.

Example:

When is the next train to Salzburg?

When to?



Write the departure times into the list and compare.

At the airport – English inscriptions

Find the English words and copy them

s	e	c	u	r	i	t	y	r	e	n	v
q	q	b	o	a	r	d	i	n	g	p	l
n	g	a	t	e	j	c	j	o	c	m	m
q	f	p	c	h	e	c	k	-	i	n	j
t	r	f	t	a	k	e	-	o	f	f	i
v	q	m	d	y	a	r	r	i	v	a	l
p	x	s	z	a	i	r	l	i	n	e	b
d	e	p	a	r	t	u	r	e	h	c	d
l	f	t	i	c	k	e	t	b	r	v	r
z	d	t	e	r	m	i	n	a	l	g	v
p	l	f	d	u	t	y	-	f	r	e	e
w	i	r	b	a	g	g	a	g	e	d	x


At the airport most inscriptions are in English. Can you find them in the grid, read them and copy the 12 words?




At the airport What to do when

Put the sentences in the right order.

At the airport

1	<p>Drop your baggage at the baggage drop-off.</p> <p>Arrive at the airport.</p> <p>Get a boarding card.</p> <p>Pass through security.</p> <p>Sit down at the waiting area of the gate.</p> <p>Look for the flight number.</p> <p>Look for the gate.</p> <p>Show the flight ticket and the passport at check in.</p> <p>Show the boarding card before entering the departure area.</p>	
----------	---	--

On the plane

1	<p>Switch off your mobile phone.</p> <p>Listen to the security instructions.</p> <p>Find your seat on the plane.</p> <p>Sit down and close your seat belt.</p> <p>Board the plane.</p>	
----------	--	--

Enjoy the flight

Die Reihung könnte diskutiert werden und zu etwas unterschiedlichen Lösungen führen. Hier ein Lösungsvorschlag:

At the airport

4	Drop your baggage at the baggage drop-off.
1	Arrive at the airport.
3	Get a boarding card.
8	Pass through security.
9	Sit down in the waiting area of the gate.
5	Look for the flight number and find the gate.
7	Go to the gate.
2	Show fight ticket and passport at check in.
6	Show the boarding card before entering the departure area.



On the plane

4	Switch off your mobile phone.
5	Listen to the security instructions.
2	Find your seat on the plane.
3	Sit down and close your seat belt.
1	Board the plane.



Enjoy the flight

Austria is beautiful

Speak and write about tourism



rivers



mountains



castles



lakes



woods



cities

hiking		✓			✓	
sightseeing						
swimming						
fishing						
sailing						
skiing						
skating						
shopping						
walking						
diving						
rafting						

What can tourists do?
 They can go hiking in the mountains and in the woods.
 They can go swimming in the

The European Union quiz

Find the German names. Your teacher will help you.



Vienna	Austria	Wien	Österreich
Madrid	Spain		
Berlin	Germany		
Rome	Italy		
London	United Kingdom		Vereinigtes Königreich
Dublin	Ireland		
Lisboa	Portugal		
Budapest	Hungary		
Sophia	Bulgaria		
Paris	France		
Stockholm	Sweden		
Athens	Greece		
Warsaw	Poland		
Bratislava	Slovakia		
Helsinki	Finland		
Valetta	Malta		
Nicosia	Cyprus		
Bucharest	Romania		
Tallin	Estonia		Estland
Vilnius	Lithuania		Litauen
Riga	Latvia		Lettland
Luxembourg	Luxembourg		
Brussels	Belgium		
The Hague	The Netherlands		Die Niederlande
Ljubljana	Slovenia	Laibach	
Copenhagen	Denmark		
Prague	Czech Republic		Tschechische Republik

In 2011 there were 27 member countries in the European Union. If necessary add new members.

Topic: Travelling in Europe

Worksheets	Picture credits
Topic planner	http://upload.wikimedia.org/wikipedia/commons/a/a0/Europe_on_the_globe
In Europe there are many countries	http://commons.wikimedia.org/wiki/File:Europe with flags.png
Capital cities – where are they?	http://www.clipartimages/kids
Travel plans	http://www.clipartimages/kids
At the railway station worksheet A	http://commons.wikimedia.org/wiki/Bahnhof
At the railway station worksheet B	http://commons.wikimedia.org/wiki/Bahnhof
At the airport – Engl. inscriptions	
At the airport – what to do when	http://commons.wikimedia.org/wiki/File:Vienna International Airport
Austria is beautiful	http://commons.wikimedia.org/wiki/File:Austria states_english.png
The European Union quiz	http://www.antenne.at/uploads/pics/eu-fahne_property_poster.jpg